



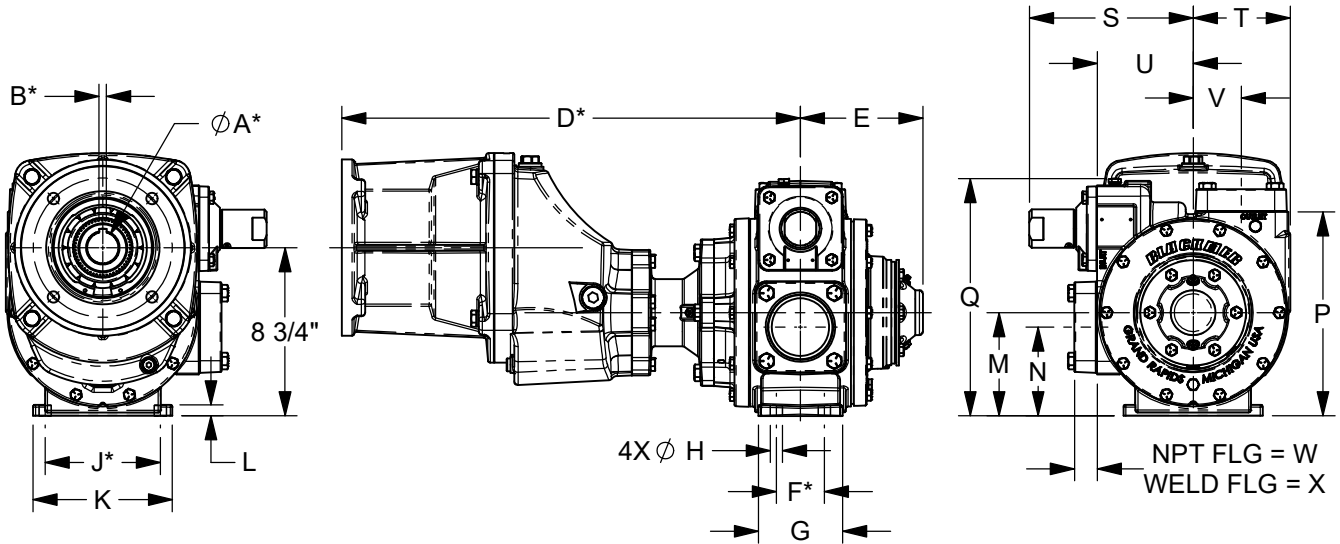
TYPE	SIZE	UNIT STYLE
GNX	3	PO

DIMENSIONS 101-207	
Section Effective Replaces Page 1 / 3	101 SEPT 2019 SEPT 2018

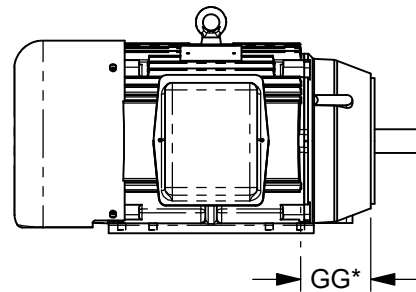
RIGHT HAND ROTATION. FOR LEFT HAND ROTATION, SHAFT PROJECTION IS OPPOSITE THAT SHOWN.

*TOLERANCE $\pm 1/8"$

TOLERANCE ON OTHER DIMENSIONS $\pm 1/4"$



MOTOR SIZE	ϕA^*	B*	D*	T*	GG*
NEMA 180TC	1 1/8	1/4	21 5/8	5 1/16	3 3/8
NEMA 210TC	1 3/8	5/16	23 7/8	5 1/16	4 1/4
NEMA 250TC	1 5/8	3/8	23 7/8	5 1/16	4 3/4
NEMA 280TC	1 7/8	1/2	24 1/2	6 7/8	4 3/4
NEMA 320TC	2 1/8	1/2	27	7 7/8	5 1/4



DIMENSIONS											WEIGHTS	
UNITS	A	B	C	D	E	F	G	H	J	K	UNITS	PUMP ONLY
IN	---	---	---	---	6 3/8	2 1/2	4 3/8	5/8	6	7 1/4	LBS	150
MM	---	---	---	---	161,9	63,5	111,1	15,9	152,4	184,2	KG	68
	L	M	N	P	Q	R	S	T	U	V		NPT FLANGES
IN	9/16	5 3/8	4 5/8	10 5/8	12 3/8	---	8 9/16	---	5	2 1/2	LBS	157
MM	14,3	136,5	117,5	269,9	314,3	---	217,5	---	127	63,5	KG	71
	W	X	Y	Z	AA	BB	CC	DD	EE	FF		WELD FLANGES
IN	1 3/16	1 3/16	---	---	---	---	---	---	---	---	LBS	157
MM	30,2	30,2	---	---	---	---	---	---	---	---	KG	71
	GG	HH	JJ	KK	LL	MM						ANSI FLANGES
IN	---	---	---	---	---	---					LBS	181
MM	---	---	---	---	---	---					KG	82



TYPE	SIZE	UNIT STYLE
GNX	3	GNX

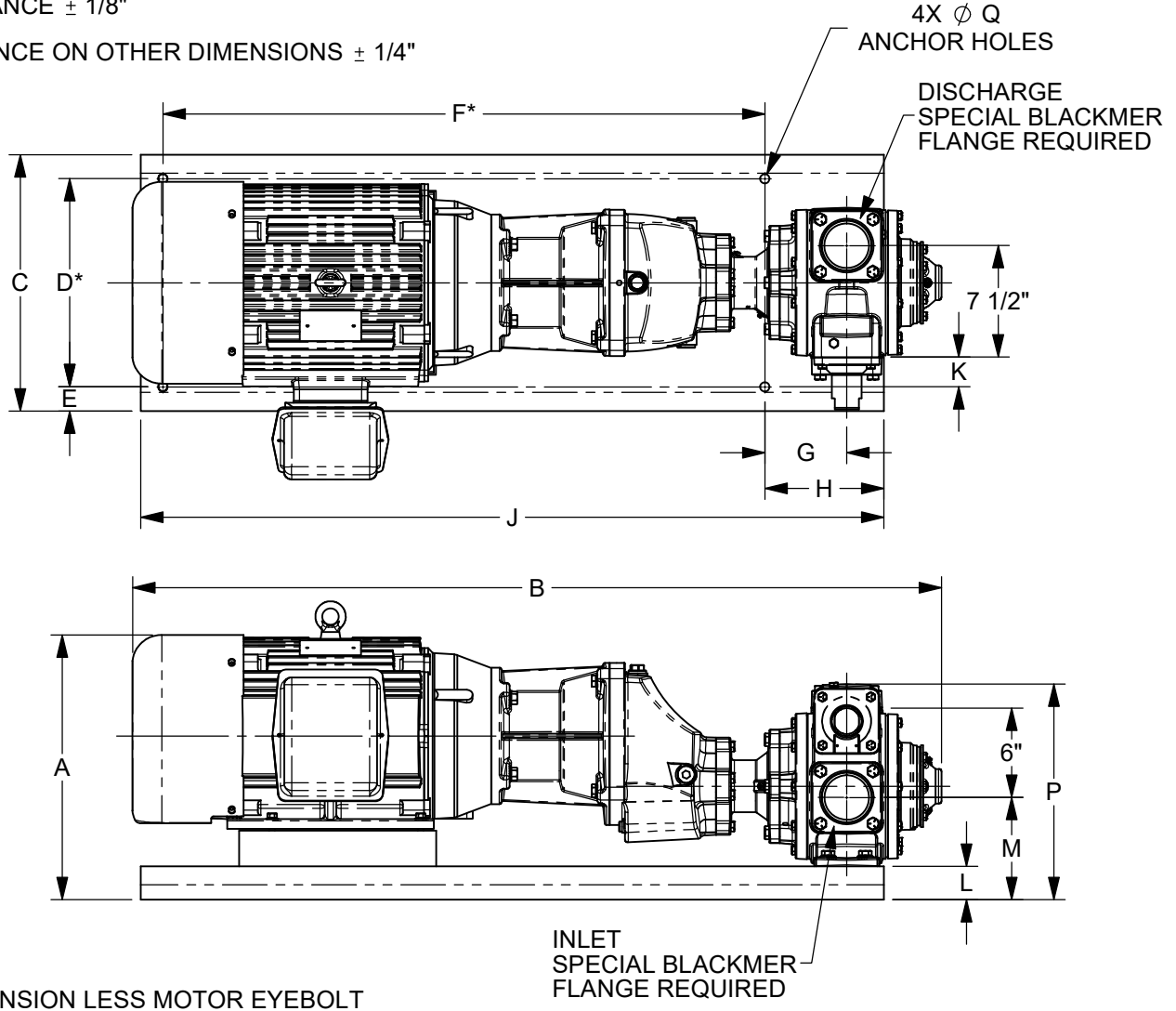
DIMENSIONS 101-207	
Section Effective Replaces Page 2 / 3	101 SEPT 2019 SEPT 2018

RIGHT HAND ROTATION SHOWN.

BENT STEEL BASEPLATE

*TOLERANCE $\pm 1/8"$

TOLERANCE ON OTHER DIMENSIONS $\pm 1/4"$



MOTOR			BASE NO.	DIMENSIONS													APPROX. UNIT WT. - POUNDS		
FRAME SIZE	H.P.	RPM		A	B	C	D	E	F	G	H	J	K	L	M	P	Q	LESS MOTOR	INCL MOTOR
182TC	3	1800	905613	15 7/16	40 7/8	14 3/4	11 1/4	1 3/4	18	3 1/8	6	36	5/8	1 3/4	6 3/8	14	7/16	381	473
184TC	5	1800	905613	15 7/16	42	14 3/4	11 1/4	1 3/4	18	3 1/8	6	36	5/8	1 3/4	6 3/8	14	7/16	381	486
213TC	7 1/2	1800	905614	16	46 3/16	14 3/4	11 1/4	1 3/4	21	3 1/8	6	40	5/8	1 3/4	6 3/8	14	7/16	389	550
215TC	10	1800	905614	16	47 15/16	14 3/4	11 1/4	1 3/4	21	3 1/8	6	40	5/8	1 3/4	6 3/8	14	7/16	389	572
254TC	15	1800	905615	17 13/16	53 5/16	17 1/4	14	1 5/8	40 1/2	5 1/2	8	50	2	2 1/4	6 7/8	14 1/2	5/8	449	774
256TC	20	1800	905615	17 13/16	54 7/16	17 1/4	14	1 5/8	40 1/2	5 1/2	8	50	2	2 1/4	6 7/8	14 1/2	5/8	449	863
284TC	25	1800	905616	18 9/16	56 3/16	17 1/4	14	1 5/8	41	5 1/2	8	52	2	2 1/4	6 7/8	14 1/2	5/8	493	999
286TC	30	1800	905616	18 9/16	57 11/16	17 1/4	14	1 5/8	41	5 1/2	8	52	2	2 1/4	6 7/8	14 1/2	5/8	493	1034
324TC	40	1800	905617	20 3/8	59 7/8	22	18	2	47 1/2	5 1/2	8	58	4	3	7 5/8	15 7/8	5/8	648	1313



TYPE	SIZE	UNIT STYLE
GNX	3	GNX

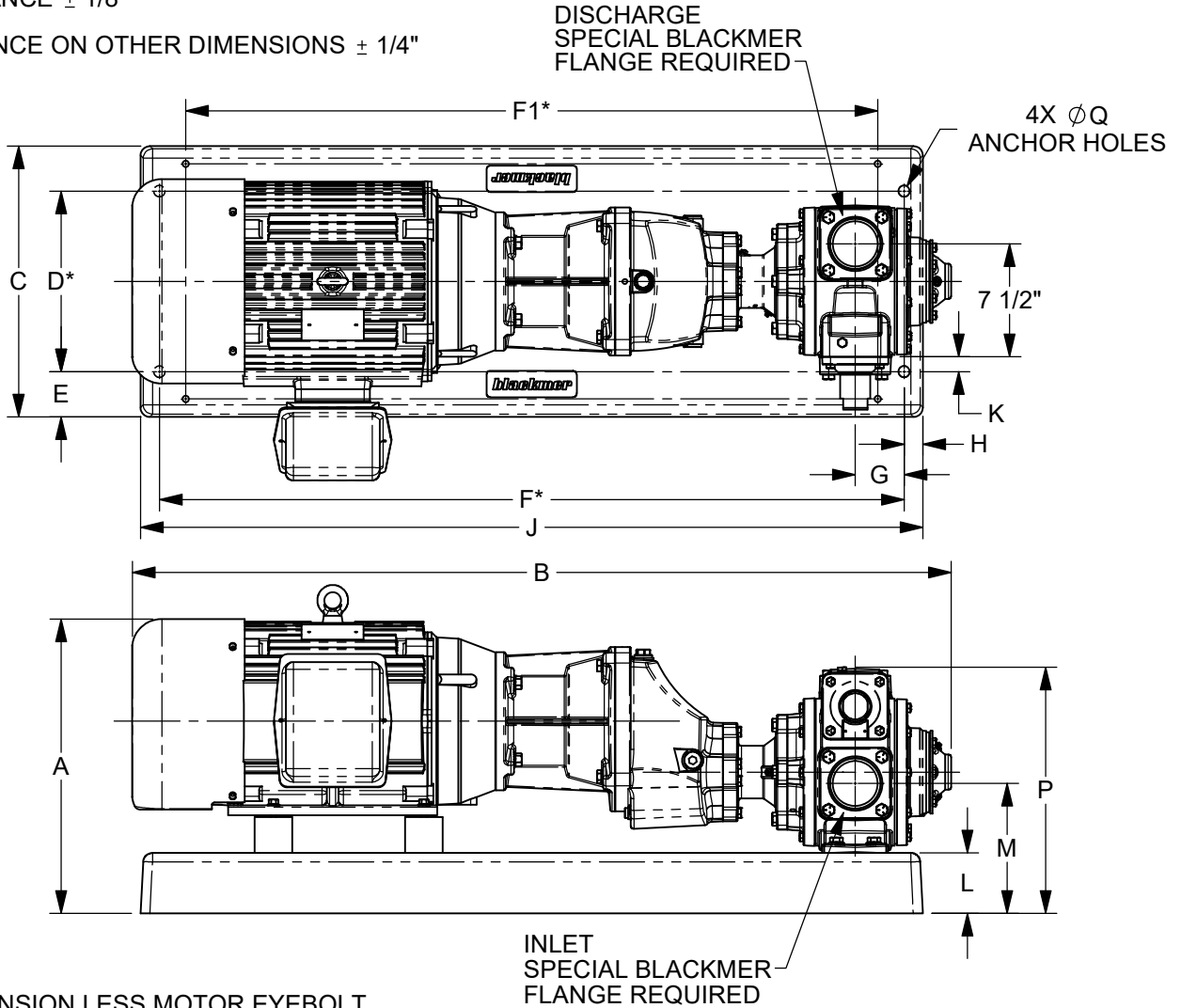
DIMENSIONS 101-207	
Section Effective Replaces Page 3 / 3	101 SEPT 2019 SEPT 2018

RIGHT HAND ROTATION SHOWN.

BASETEK ® ANSI 245, 252, OR 258 BASE

*TOLERANCE ± 1/8"

TOLERANCE ON OTHER DIMENSIONS ± 1/4"



"A" DIMENSION LESS MOTOR EYEBOLT

MOTOR			BASE NO.	DIMENSIONS														APPROX. UNIT WT. - POUNDS		
FRAME SIZE	H.P.	RPM		A	B	C	D	E	F	F1	G	H	J	K	L	M	P	Q	LESS MOTOR	INCL MOTOR
184TC	5	1800	905653	17 11/16	42	15	9	3	42 1/2	39	3 1/4	1 1/4	45	1	4	8 5/8	16 3/8	3/4	534	639
213TC	7 1/2	1800	905634	18 1/4	46 3/16	15	9	3	42 1/2	39	3 1/4	1 1/4	45	1	4	8 5/8	16 3/8	3/4	530	691
215TC	10	1800	905654	18 1/4	47 15/16	15	9	3	42 1/2	39	3 1/4	1 1/4	45	1	4	8 5/8	16 3/8	3/4	530	713
254TC	15	1800	905635	19 9/16	53 5/16	18	12	3	49 1/2	46	3 1/4	1 1/4	52	1	4	8 5/8	16 3/8	3/4	606	931
256TC	20	1800	905655	19 9/16	54 7/16	18	12	3	49 1/2	46	3 1/4	1 1/4	52	1	4	8 5/8	16 3/8	3/4	606	1020
284TC	25	1800	905636	20 5/16	56 3/16	21	15	3	55 1/2	52	3 1/4	1 1/4	58	1	4	8 5/8	16 3/8	3/4	738	1244
286TC	30	1800	905656	20 5/16	57 11/16	21	15	3	55 1/2	52	3 1/4	1 1/4	58	1	4	8 5/8	16 3/8	3/4	738	1279
324TC	40	1800	905637	21 5/16	59 7/8	21	15	3	55 1/2	52	3 1/4	1 1/4	58	1	4	8 5/8	16 3/8	3/4	816	1481