

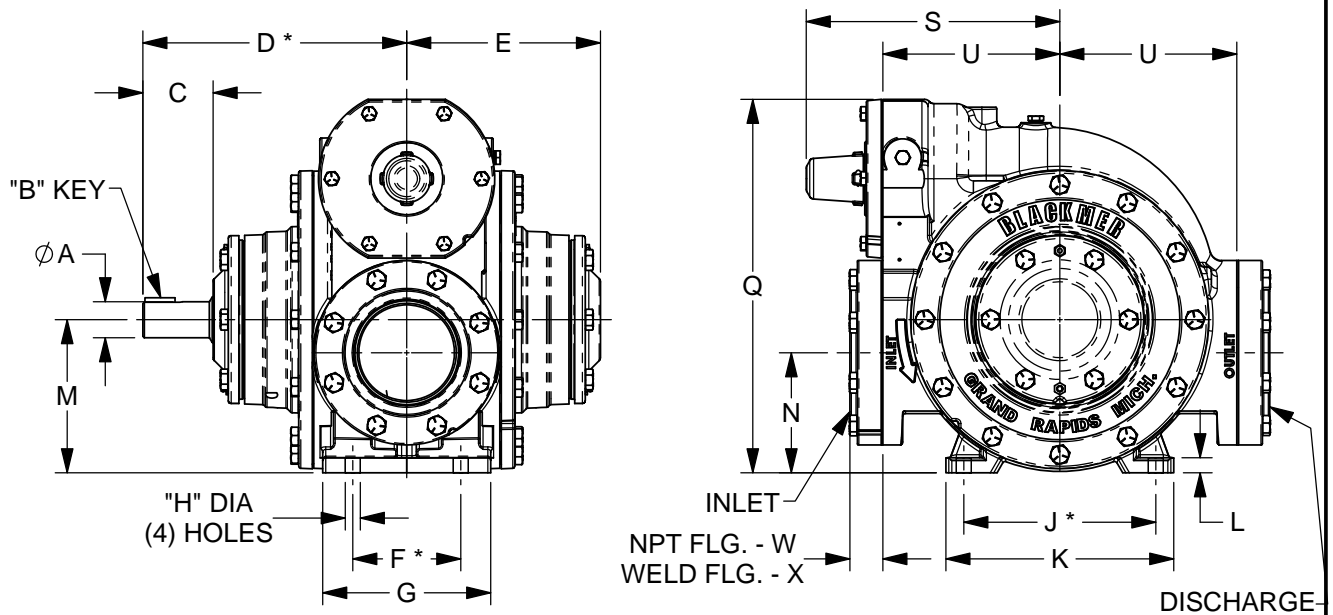


TYPE	SIZE	UNIT STYLE	DIMENSIONS 101-122	
			Section Effective Replaces Page 1 / 3	101 OCTOBER 2015 NEW
XH	4B	PO		

RIGHT HAND ROTATION SHOWN. FOR LEFT HAND ROTATION, SHAFT PROJECTION IS OPPOSITE THAT SHOWN.

*TOLERANCE $\pm 1/8"$

TOLERANCE ON OTHER DIMENSIONS $\pm 1/4"$



NOTE: FOR ANSI AND DIN FLANGE DIMENSIONS, SEE DIMENSION SHEET 101-113.

DIMENSIONS											WEIGHTS	
UNITS	A	B	C	D	E	F	G	H	J	K	UNITS	PUMP ONLY
IN	1 1/2	3/8	2 15/16	11	8 1/16	4 1/2	7	5/8	8	9 1/2	LBS	288
MM	---	---	74,6	279,4	204,8	114,3	177,8	15,9	203,2	241,3	KG	131
	L	M	N	P	Q	R	S	T	U	V		W/ NPT FLANGES
IN	5/8	6 3/8	5	---	15 9/16	---	10 9/16	---	7 3/8	---	LBS	292
MM	15,9	161,9	127	---	395,3	---	268,3	---	187,3	---	KG	132
	W	X	Y	Z	AA	BB	CC	DD	EE	FF		W/ WELD FLANGES
IN	1 3/8	3	---	---	---	---	---	---	---	---	LBS	311
MM	34,9	76,2	---	---	---	---	---	---	---	---	KG	141
	GG	HH	JJ	KK	LL	MM						W/ ANSI FLANGES
IN	---	---	---	---	---	---					LBS	338
MM	---	---	---	---	---	---					KG	153



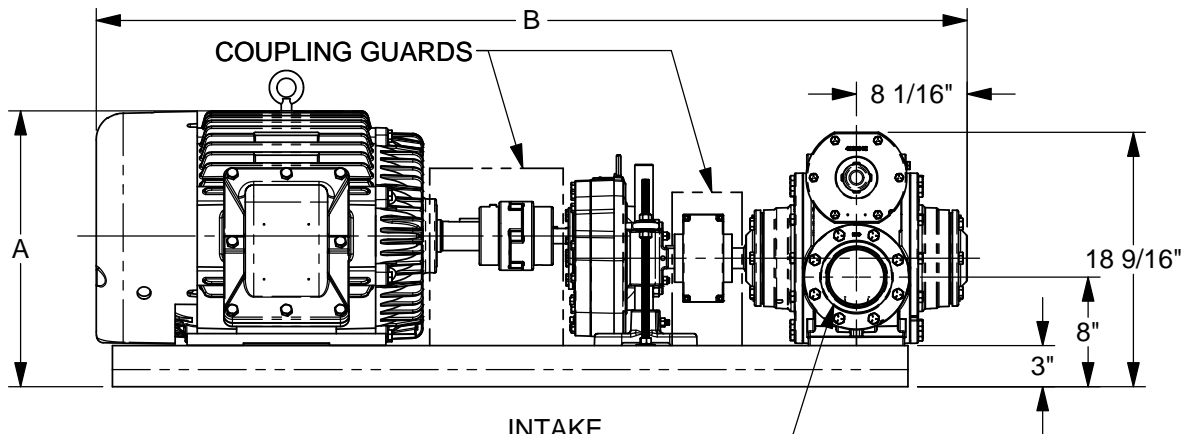
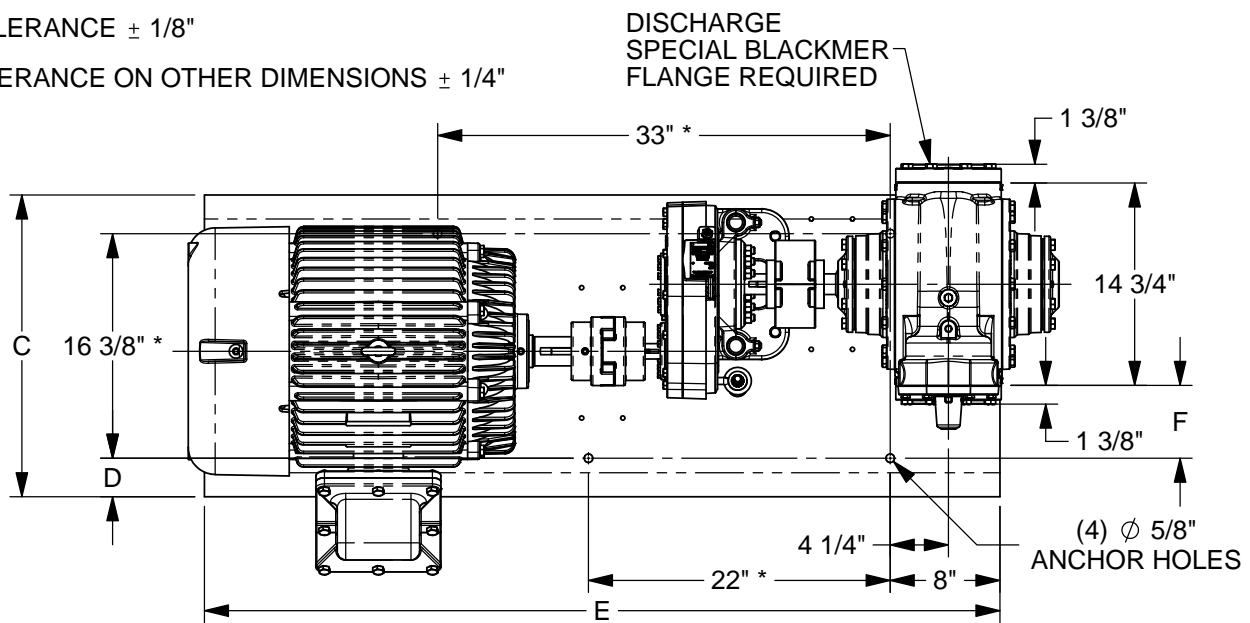
TYPE	SIZE	UNIT STYLE
XH	4B	HRB

DIMENSIONS 101-122	
Section Effective Replaces Page 2 / 3	101 OCTOBER 2015 NEW

RIGHT HAND ROTATION SHOWN.

*TOLERANCE $\pm 1/8"$

TOLERANCE ON OTHER DIMENSIONS $\pm 1/4"$



UNIT DIMENSIONS LESS FLANGES

"A" DIMENSION LESS MOTOR EYEBOLT

FLANGE HT: 4" NPT - 1 3/8"
4" WELD - 3"

MOTOR			BASE NO.	DIMENSIONS						APPROX. UNIT WT. - POUNDS	
FRAME SIZE	H.P.	RPM		A	B	C	D	E	F	LESS MOTOR	INCL MOTOR
213T	7 1/2	1800	901591	14 1/8	51 13/16	20 3/8	2	50 1/2	4 1/2	608	830
215T	10	1800	901591	14 1/8	51 13/16	20 3/8	2	50 1/2	4 1/2	608	848
254T	15	1800	901591	17 1/16	57 3/4	20 3/8	2	50 1/2	4 1/2	643	963
256T	20	1800	901591	17 1/16	57 3/4	20 3/8	2	50 1/2	4 1/2	643	1006
284T	25	1800	901592	18 9/16	60 7/8	22	2 7/8	58	5 3/8	684	1116
286T	30	1800	901592	18 9/16	60 7/8	22	2 7/8	58	5 3/8	684	1184
324T	40	1800	901592	20 1/8	63 1/2	22	2 7/8	58	5 3/8	704	1389
326T	50	1800	901592	20 1/8	63 1/2	22	2 7/8	58	5 3/8	704	1470



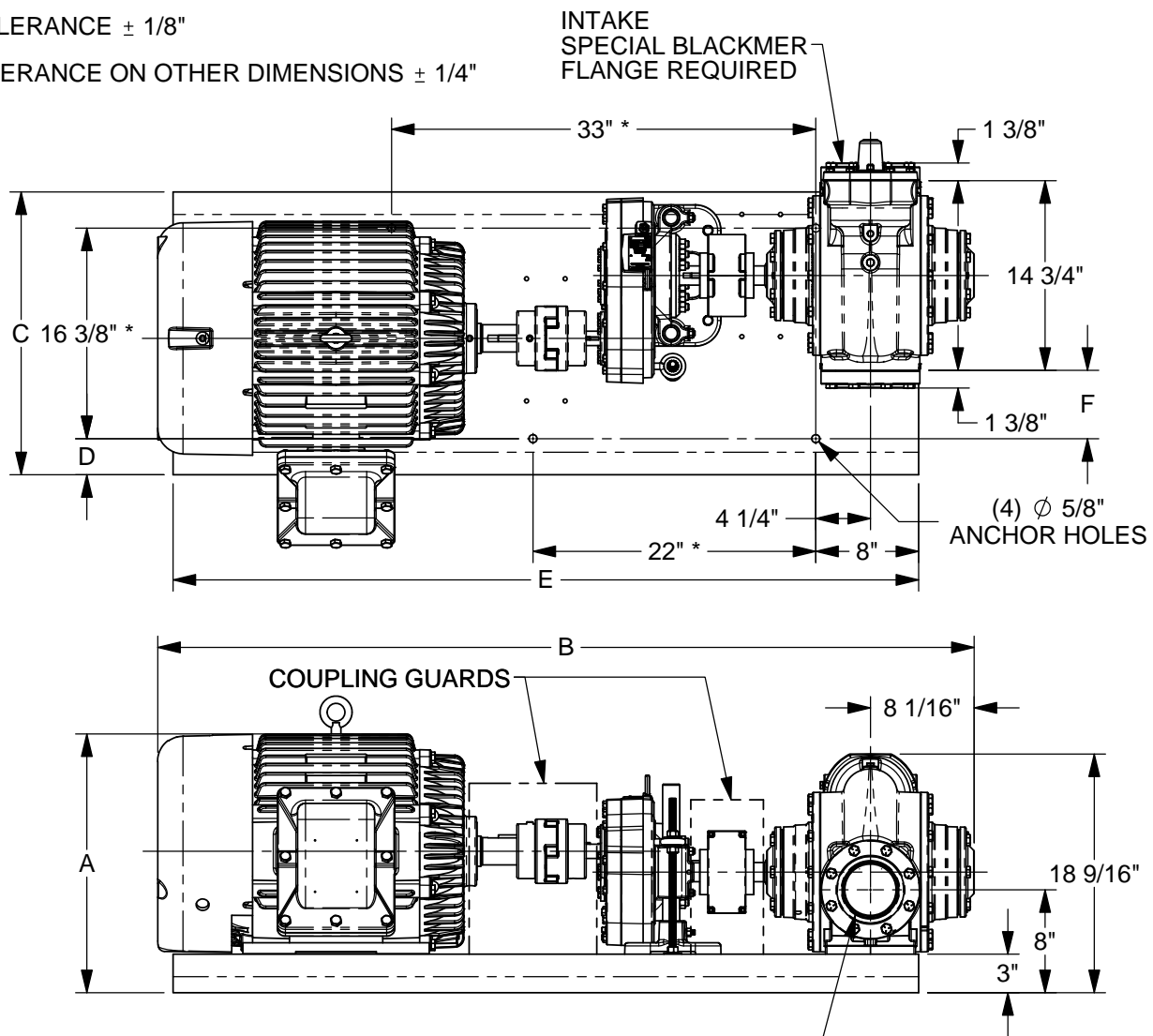
TYPE	SIZE	UNIT STYLE
XH	4B	HRB

DIMENSIONS 101-122	
Section Effective	101
Replaces	OCTOBER 2015
Page 3 / 3	NEW

LEFT HAND ROTATION SHOWN.

*TOLERANCE $\pm 1/8"$

TOLERANCE ON OTHER DIMENSIONS $\pm 1/4"$



UNIT DIMENSIONS LESS FLANGES

"A" DIMENSION LESS MOTOR EYEBOLT

MOTOR			BASE NO.	DIMENSIONS						APPROX. UNIT WT. - POUNDS	
FRAME SIZE	H.P.	RPM		A	B	C	D	E	F	LESS MOTOR	INCL MOTOR
213T	7 1/2	1800	901591	14 1/8	51 13/16	20 3/8	2	50 1/2	4 1/2	608	830
215T	10	1800	901591	14 1/8	51 13/16	20 3/8	2	50 1/2	4 1/2	608	848
254T	15	1800	901591	17 1/16	57 3/4	20 3/8	2	50 1/2	4 1/2	643	963
256T	20	1800	901591	17 1/16	57 3/4	20 3/8	2	50 1/2	4 1/2	643	1006
284T	25	1800	901592	18 9/16	60 7/8	22	2 7/8	58	5 3/8	684	1116
286T	30	1800	901592	18 9/16	60 7/8	22	2 7/8	58	5 3/8	684	1184
324T	40	1800	901592	20 1/8	63 1/2	22	2 7/8	58	5 3/8	704	1389
326T	50	1800	901592	20 1/8	63 1/2	22	2 7/8	58	5 3/8	704	1470